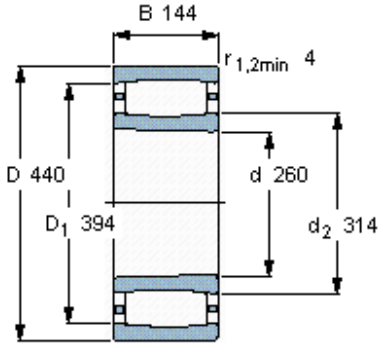
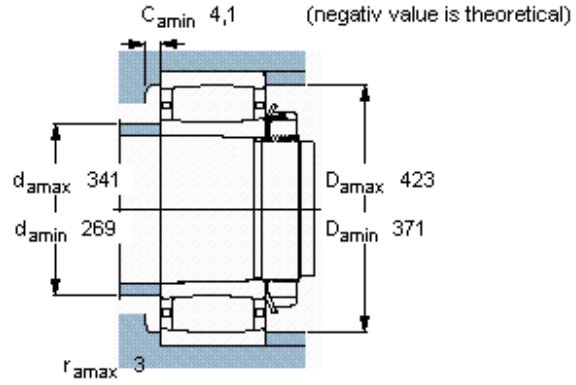
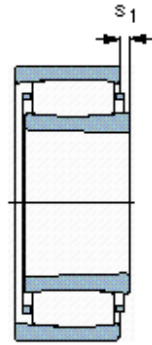


CARB toroidal roller bearings, cylindrical and tapered bore

Principal dimensions			Basic load ratings		Speed ratings		Designation	
d	D	B	dynamic C	static C0	Reference speed	Limiting speed	* SKF Explorer bearing	** Check availability
mm			kN		r/min		-	
260	440	144	2650	4050	1100	1500	C 3152 K *	-



Tapered bore, taper
1: 12



Axial displacement s_1 26,4

Misalignment factor k_1 0,115

Operating clearance factor k_2 0,096